The Tenfold Framework of the Great Abyss Study Guide

Summary

The Tenfold Framework of the Great Abyss presents a nondual spiritual system using Western esoteric symbolism, particularly Lilith as personified dynamic expression, with ten progressive rituals that move from symbolic practice toward direct recognition of already-present awareness, culminating in the dissolution of all structures including the framework itself.

Core Philosophy

The Great Abyss

Definition: The undivided ground of all reality, not emptiness, nothingness, or a void, but the living, boundless field of active potential from which all forms arise and to which they return.

Is This	Not This
Undivided reality	Empty nothingness
Nondual awareness	Nihilism
Source/destination of all forms	A place one enters
Active potential	Passive void
That which all states arise from	A state or dimension

Key Phrase: "I'm not entering the Great Abyss. I arise within it."

Visualization: The ocean as metaphor, waves arise from water, take form, crash, and return. The wave is never separate from the water, even when it appears distinct.

Lilith

Definition: Not an independent deity or supernatural being, but the personification of the Great Abyss in motion, the mask that awareness wears so the mind can engage with what is ultimately beyond relationship.

Function	Purpose
Symbolic interface	The mind relates easier to personified symbols
Dynamic expression	Represents reality in motion
Focal point	Focuses attention
Living current	Channel for transformation
Mirror, not master	Reveals awareness to itself

Think: Great Abyss = Reality (field) - Lilith = Reality in motion (expression)

Not: Object of worship, appeasement, or dependence

Lilith's Core Attributes:

Attribute	Meaning
Sovereignty	Self-possession, independence
Autonomy	Freedom from external control
Fierce Honesty	Uncompromising truth, inner clarity
Nocturnal Wisdom	Knowing that arises in darkness, in liminal spaces
Transformative Fire	Power to change, burn away the old, catalyze
Liminal Navigation	Ability to move between worlds, between states
Rebellious Insight	Wisdom that challenges the status quo
Revealer of the Hidden	Exposes what is suppressed or denied

Core Philosophical Principles

Reality

- One undivided field
- Temporary forms arise, appear as separate, dissolve back into the whole
- Fundamentally nondual
- Material and spiritual are not opposing forces but distinct expressions of the same ground

Identity

- Temporary pattern within awareness
- Conditioned, not ultimate
- Awareness itself is already complete
- The “self” is a provisional formation sustained by continuous cognitive effort
- When maintenance stops, what remains is the boundless field

Ritual

- Symbolic technology
- Attention training
- Nervous-system alignment
- Embodied recognition
- Biological and psychological tuning mechanism
- Not worship, petition, or pleasing deities
- Attunement to what's already present, not coercion or supplication

Symbolism

- Operational tools, not ultimately real
- Structured access points
- Psychological interfaces
- Functional, not final
- Access points for attention, not objects of worship

Dissolution

Everything eventually dissolves:

- Symbols
- Rituals
- Identities
- Beliefs
- Realizations
- The framework itself

Nothing is held as absolute. Clinging to the raft after crossing the river mistakes the means for the destination.

Transgression

Not rebellion or chaos:

- Intentional disruption
- Restores flexibility and freedom
- Increase awareness
- Never becomes identity
- Conscious unbinding, not reactive acting out
- Precise engagement with fixation

The Fallacy of Spiritual Escape

Rejected: The goal is to escape the material world; the body is a prison; the world is illusion.

Framework's View:

- The body isn't an obstacle, it's the site of awakening
- The material world isn't something to escape, it's the expression of the undivided ground
- Daily life isn't a distraction, it's the very medium through which recognition occurs
- The sacred is found entirely within the dynamic play of manifestation

The Nervous System as Ritual Interface

Ritual is biological and psychological tuning:

Element	Effect
Rhythmic breath	Regulates autonomic nervous system
Focused attention	Shifts brainwave states (beta to alpha/theta)
Physical gesture	Grounds abstract intention in tangible form

Element	Effect
Repetitive sound	Occupies neural pathways that generate scattered thought
Touch	Directs attention and can calm the nervous system

The Three Phases

Phase	Focus	Rituals	Mnemonic (Study Guide only)
Phase I	Establishing the Field	1–5	SET
Phase II	Engagement	6–8	ENGAGE
Phase III	Resolution	9–10	RESOLVE

Overall Progression: Ground - Embodiment - Invocation - Enlivening - Resonance - Focus - Offering - Selection - Return - Recognition

Phase Breakdown

Phase I: Establishing the Field (Rituals 1-5)

- Purpose: Deconstruction, embodiment, alignment
- Activities: Dissolution, body mapping, invocation, enlivening, sound
- Outcome: Deconstruct rigid identity structures; align nervous system with awareness current

Phase II: Engagement (Rituals 6-8)

- Purpose: Stabilization and interface
- Activities: Geometry, fire, operational selection
- Outcome: Stabilize perception; learn to select between constructive and transgressive modes

Phase III: Resolution (Rituals 9-10)

- Purpose: Integration and release
- Activities: Downshifting, dissolution, final recognition
- Outcome: Release all structures; recognize what remains

The Ten Rituals

Ritual 1 - Dissolution

Purpose: Loosen identification with the separate self; relax ego attachment; practice subtraction rather than accumulation.

Method:

- Body dissolves into elements (Earth, Water, Fire, Air)
- Ego viewed as temporary pattern
- Fear of annihilation decreases

Elemental Dissolution:

Element	What Dissolves	Visualization
Earth	Density of the body	Sinks into the ground
Water	Fluids of the body	Dissolve into the waters of the world
Fire	Internal heat	Disperses into the surrounding warmth, the fire of creation
Air	The breath	Expands into the atmosphere

Key Insight: Nothing is destroyed; awareness remains. "I arise within the Great Abyss." The boundless field can't be annihilated because it has no boundaries to destroy.

The Shift: From "I'm a separate self" to "I'm a temporary pattern within the boundless field."

Ritual 2 - Sacred Bodily Placement

Purpose: Install symbolic qualities into the body; transform the physical form from a rigid container into a living interface.

Methods:

- Breath (regulates rhythm)
- Touch (directs attention)
- Declaration (encodes purpose)

Key Areas (Energetic Gateways):

Node	Location	Associated Quality
Palms	Center of hands	Receptivity, expression
Root	Base of spine	Grounding, stability
Solar Plexus	Upper abdomen	Personal power, will
Sternum	Center of chest	Stillness, openness
Throat	Base of neck	Expression, truth
Brow	Forehead center	Perception, clarity
Crown	Top of head	Connection, recognition

Installation Protocol:

- **Touch:** Place hand on node (firm enough to feel, not heavy enough to create tension)
- **Breath:** Three slow, deliberate exhales
- **Declaration:** Silently or aloud affirm the quality

Example Installation (Sternum - Boundless Stillness):

- Place dominant hand on center of chest
- Take three slow, deliberate exhales
- With each exhale, affirm: "Boundless stillness. I'm the stillness I keep."

Lilith's Attributes Installed:

Attribute	Meaning	Installation Location
Fierce Honesty	Uncompromising truth	Throat, Brow
Boundless Stillness	Unshakable calm	Sternum
Autonomy	Self-possession, independence	Solar Plexus
Transformative Fire	Power to change and burn away	Root, Solar Plexus
Nocturnal Wisdom	Knowing in darkness	Brow, Crown

Key Insight: The body becomes the living temple. The qualities are not installed from the outside; they're recognized as already present but obscured by tension.

Daily Integration:

- Walking: Feel feet contacting floor
- Conversation: Notice expansion of ribcage while breathing
- Working: Maintain subtle awareness of installed qualities
- Stressful moments: Pause, feel hands, take slow exhale

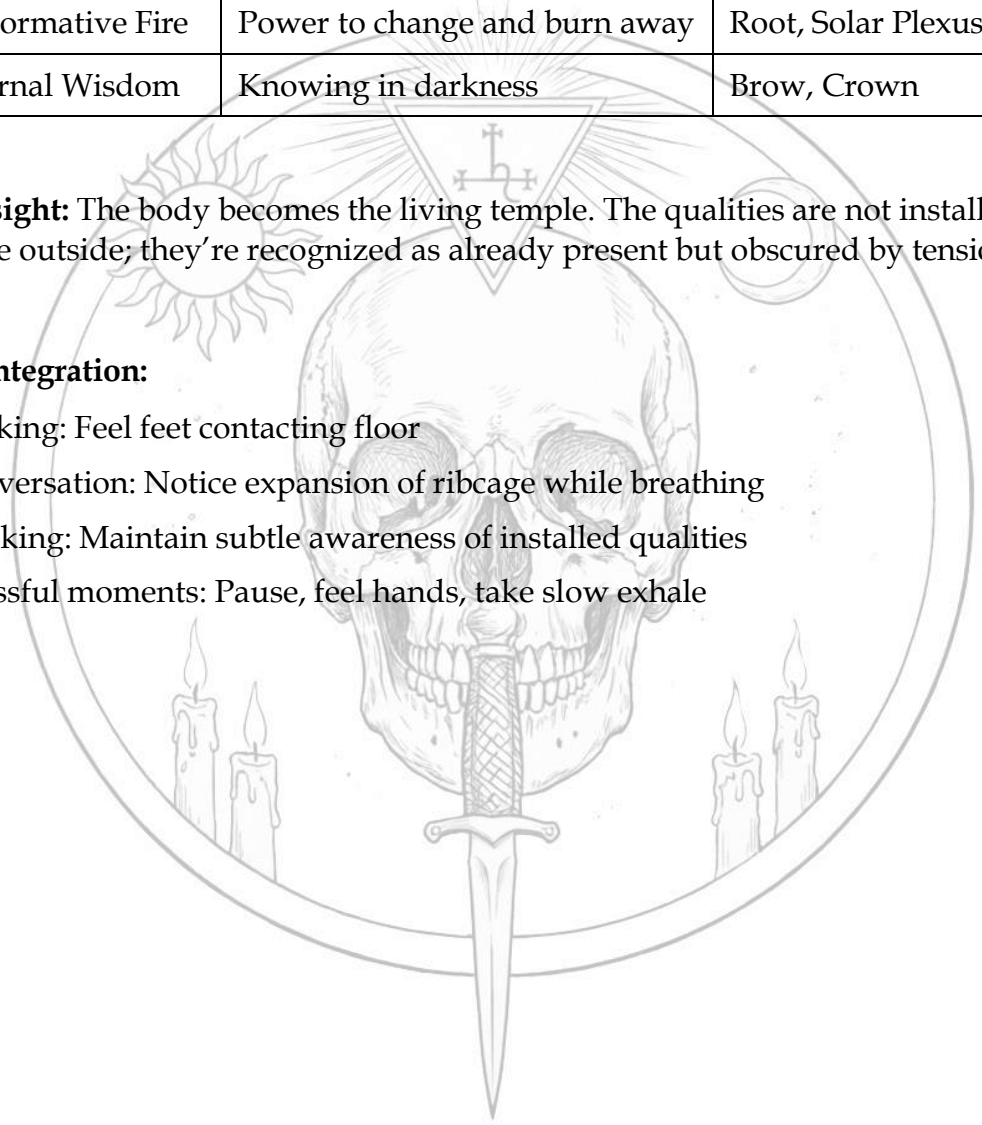

Ritual 3 - Conscious Invocation

Purpose: Recognition isn't summoning; attunement to what's already present.

Three Parts (Triad of Alignment):

Element	Function	Description
Breath	Foundational rhythm	Regulates autonomic nervous system
Gesture	Spatial direction	Guides flow of perception
Intent	Specific purpose	Encode attributes being installed

Key Insight: Resonant attunement. The current already exists, you align with it, not create it. You're adjusting the receiver to pick up what's already broadcasting.

Bypassing the Analytical Mind:
The analytical mind tends to:

- Categorize objects as "things"
- Doubt efficacy of practice
- Analyze rather than experience
- Create subject/object separation

Symbolic actions interrupt these default cognitive loops. Physical forms become structured access points.

Lilith's Attributes in Invocation:

Attribute	Meaning	Application
Nocturnal Wisdom	Knowing in darkness	For navigating uncertainty, seeing what's hidden
Transformative Fire	Power to change	For breaking patterns, generating new energy
Liminal Navigation	Moving between states	For transitions, boundary-crossing

Attribute	Meaning	Application
Rebellious Insight	Wisdom challenging status quo	For breaking conditioning
Presence	Being fully here, now	For grounding, clarity

Collapsing Material/Spiritual Divide:

- A cup isn't "just a cup", it can be an interface
- A stone isn't "just geology", it can be a focal point
- A space isn't "just a room", it can be a temple



Ritual 4 - Enlivening Sacred Objects

Purpose: Transform ordinary objects into symbolic interfaces that retain sustained resonance.

Process:

1. **Selection:** Choose object that resonates personally
2. **Observation:** Hold and observe without judgment
3. **Cleansing:** Remove prior associations (water, smoke, salt, sound, breath)
4. **Anointing:** Apply oil or substance to mark as sacred
5. **Visualization:** See energy/awareness flowing into object
6. **Declaration:** Speak your intent clearly
7. **Sealing:** Close with gesture (breath, touch, closing hands)
8. **Regular Engagement:** Return to object consistently

Items Examples:

- Journal, jewelry, cup, altar tools, chair, key, stone, pen

Invocation vs. Enlivenment:

Aspect	Conscious Invocation	Enlivening (Consecration)
Function	Using object as vessel for flow	Anchors awareness within object
Duration	Flow passes through medium	Object retains sustained resonance
Aftermath	Charge dissipates after ritual	Object holds coherent pattern of energy
Purpose	Temporary channeling	Creation of lasting ritual tool

Key Insight: Attention creates coherence, matter becomes a symbolic mirror for awareness. The object ceases to be inert matter and becomes a node in a larger field of awareness.

The Ethics of Enlivenment:
Objects accumulate the energy projected into them. This requires:

- Mindful engagement: Approach with clarity

- Consistency: Regular engagement builds resonance
- Respect: Object is a partner, not disposable tool
- Integrity: Your state when working matters

The Craftsperson's Awakening:

Stage	**What Happens**	**Result**
Purchase	Bought and used immediately	Remains a piece of wood
Selection	Time spent selecting right branch	Personal connection begins
Cleaning	Clean and prepare the wood	Symbolic removal of prior associations
Carving	Carve symbols with personal meaning	Object becomes unique
Meditation	Meditate with it daily	Wood resonates with intention

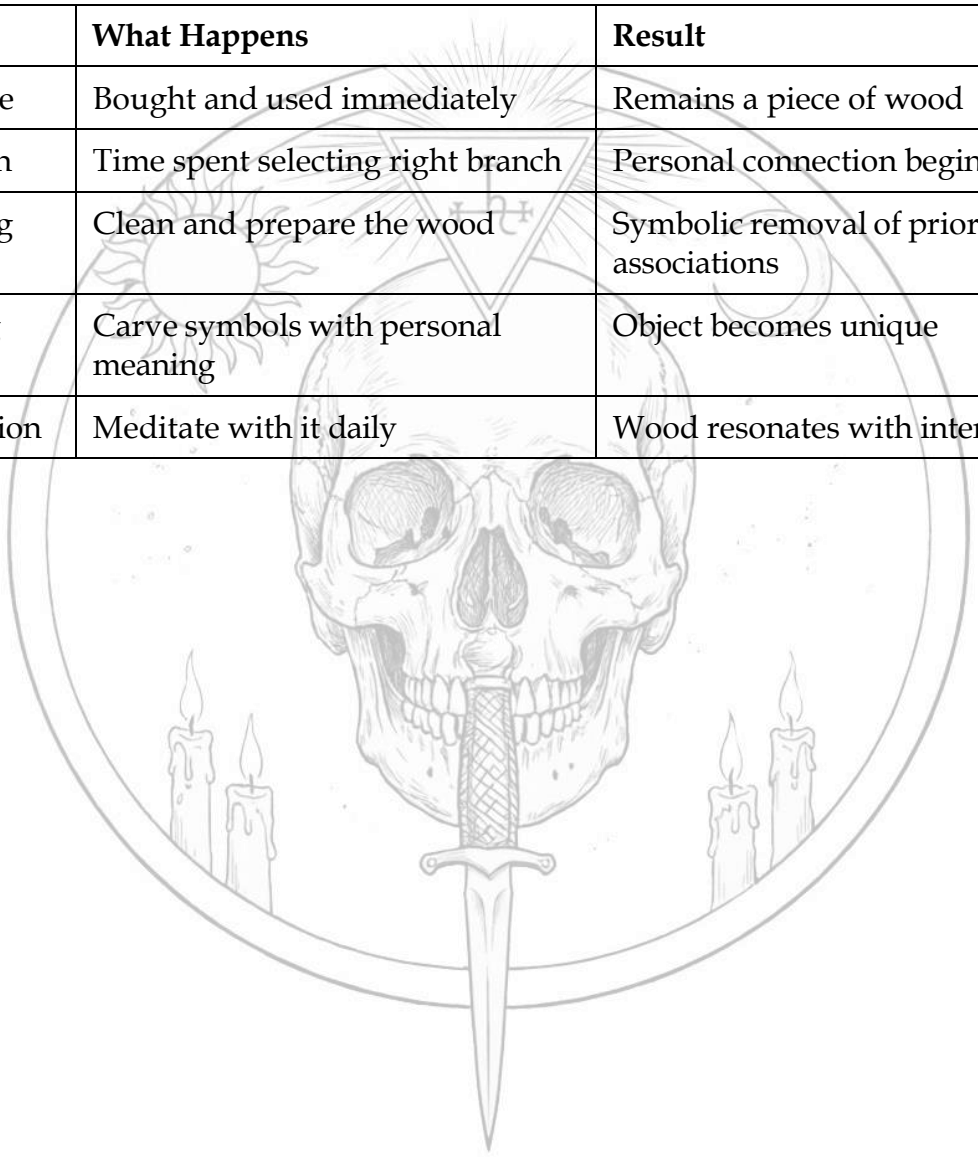

Ritual 5 - Ritual Formula Recitation

Purpose: Generate resonance through chanting/sound repetition; displace mental noise rather than suppress it.

Effects:

- Calms nervous system
- Weakens mental chatter
- Stabilizes attention
- Shifts toward calm states (beta - alpha/theta)
- Creates embodied resonance

Progression: Chant, Sound, Awareness become one process

Anatomy of a Formula:

Element	Purpose	Example
Name	Establishes the current or quality	"Lilith" "Abyss" "Stillness"
Invocation	Calls forth or attunes to quality	"I invoke" "I call" "I open"
Statement	Declares intention or recognition	"I'm the awareness that I keep"

Complete Formula Structure: [Name] / [Invocation] / [Statement]

Examples:

- "Lilith, I invoke you. I'm the awareness that I keep."
- "Boundless darkness, I open to your presence. I'm the stillness I keep."
- "Great Abyss, I align with your current. I'm that which is never absent."

Displacement vs. Suppression:

Approach	What It Does	Result
Suppression	Forces mind to quiet	Creates resistance; thoughts return with greater intensity
Displacement	Occupies neural pathways that generate noise	Fragmented narratives displaced by unified resonance

Physical Anchors:

- Beads/mala: Count repetitions with tactile feedback
- Fingers: Count on joints, always available
- Knotted cord: Count knots, physical act anchors attention

Nervous System Effects:

Brain State	Activity	Result
Beta	High frequency	Alertness, stress, scattered attention
Alpha	Slower, coherent	Calm, relaxed awareness
Theta	Slower still	Deep calm, meditative states, insight

Stages of Transition:

Stage	Experience
Initial	You feel like an agent performing an action upon an object (the formula)
Middle	Sustained engagement reduces effort required to maintain separation
Final	Sound emerges as natural expression of present moment, not product of will but manifestation of awareness

Key Insight: Attention, Resonance, Recognition. The formula ceases to be a tool used by the self and becomes the medium through which the self is revealed as part of a larger, interconnected field.

Ritual 6 - Contemplation of Sacred Symbols

Purpose: Stabilize concentration through geometry; shift from linear, temporal processing to simultaneous, spatial presence.

Why Geometry? Bypasses linear/analytical thinking. Language parses reality sequentially (one thing after another), creating separation. Geometry presents relationships holistically (all at once).

Mode	Characteristics	Result
Language	Sequential, temporal	Parses into subjects/objects; creates separation
Geometry	Simultaneous, spatial	Presents relationships holistically; bypasses analytical parsing

Sigil as Circuit for Attention:

Function	How It Works
Directs perception	Lines, angles, intersections create lattice that holds focus
Prevents scattering	Structure prevents attention from jumping
Engages intellect	Intricacy keeps intellect just occupied enough
Settles deeper layers	Static nature allows deeper layers of consciousness to settle

Common Geometric Forms:

Form	Intent/Function
Circle	Wholeness, unity, completion
Triangle	Manifestation, alignment of three principles
Square	Stability, grounding, structure
Hexagram	Integration of opposites
Pentagram	Will, protection, the human form
Spiral	Growth, evolution, dynamic flow

Form	Intent/Function
Concentric circles	Layered awareness, deepening

Numerical and Geometric Correspondences:

Number	Shape	Psychological/Spiritual Correspondence
1	Point/Circle	Unity, source, the undivided ground
2	Line	Duality, relationship, polarity
3	Triangle	Manifestation, creativity, the triad
4	Square	Stability, structure, foundation
5	Pentagram	Will, protection, the human form
6	Hexagram	Integration of opposites
7	Heptagon	Mystery and initiation
8	Octagon	Mediation between worlds; cycles and regeneration

Outcome:

- Observer and symbol cease feeling separate
- Self-sustaining stillness emerges
- Awareness behind the symbol is revealed
- The diagram becomes transparent; you see through it to the space in which it appears

The Shift:

Stage	Experience
Initial	Seeing the physical lines of the sigil
Middle	The lines begin to soften, become transparent
Final	The diagram fades into the background, revealing the space in which it appears

Internalization: After contemplation, close your eyes and retain the afterimage. This trains the capacity to:

- Hold geometry internally
- Access state of presence without physical object
- Carry stabilized awareness into daily life

Key Insight: The sigil serves its purpose by providing a focal point. Once focus turns inward, external aid is no longer needed. The stability gained becomes an internal trait.



Ritual 7 - Fire Offering

Purpose: Release attachment through combustion; encode intention and release it to the flame; purify intention from egoic constraint.

Symbolism:

- Fire = Transformation from form to formlessness
- Ash = What remains after completion/release
- Heat = Energy of transformation
- Light = Illumination, clarity
- Rising smoke = Ascent of intention into spacious field

Stages of Combustion:
Combustion is chemical oxidation; the stages here are a teaching metaphor.

Stage	Form	What Happens
Solid	Paper, wood, physical object	Fuel for combustion
Energy	Heat, light	Released into environment
Gases	Smoke, vapor	Rises, disperses
Residue	Ash	Remains as physical proof of transformation

Purifying Intention from Egoic Constraint:

Element	What Is Offered	What Remains
Egoic fixation	Desperate grip on specific outcome	The refined will
Fear-based attachment	Anxiety around losing control	The expansive intention
Rigid expectation	Demand for specific result	The dynamic flow

Offerings:

Offering	Purpose
Water	Purification, cleansing
Wine	Transformation, sanctification
Honey	Sweetness, offering of the good
Written statement	Releasing specific intentions or attachments
Formulas	Vocalized intention accompanying offering
Sigils	Symbolic representation of intention
Breath	Offering of one's own life force
Vow	Commitment made and sealed in fire
Inner resolve	Internal decision given external form

What Fire Teaches:

- **Form is temporary:** The object you place in fire will not remain
- **Dissolution isn't destruction:** The form dissolves, but the energy remains
- **Release isn't loss:** What is released returns to the expansive field

Example of Financial Desire Purification:

- **Egoic constraint:** Anxious fixation on specific bank balance
- **What's burned away:** The fear and rigid attachment to a specific number
- **What remains:** The pure, expansive intention for resourcefulness, flow, and harmony

Fire Correspondences to Lilith:

Correspondence	Meaning
Heat	Energy of transformation
Light	Illumination, clarity
Consumption	Burning away the old
Rising smoke	Ascent of intention into spacious field

Correspondence	Meaning
Ash	Residue of what has been transformed

Key Insight: The dissolution of form is merely the relaxation of maintained constraints rather than an event of destruction. Nothing is annihilated; it simply returns to its undivided nature.



Ritual 8 - Operative Ritual

Purpose: Diagnose what a situation needs and choose one mode, constructive or transgressive, never both at once.

The Selector Stage:

1. Assess the nature of the friction
2. Select the appropriate mode
3. Execute with singular focus

The Diagnostic Questions:

- "Does this situation require stabilization and nourishment?"
- "Does this situation require severing, dismantling, and disruption?"

Diagnostic Question	Answer	Indicated Mode
Is the issue a lack of structure?	Yes	Constructive
Is the issue an excess of rigidity?	Yes	Transgressive

Mode A: Constructive

Aspect	Details
Purpose	Build, ground, stabilize, honor form
When Indicated	Stability, prosperity, grounding, growth, need for structure
Tools	Water, flowers, incense, food items, candles, fragrance

Mode B: Transgressive

Aspect	Details
Purpose	Break, release, dissolve, dismantle
When Indicated	Release, dismantling, breaking rigid patterns, transformation, stagnation
Tools	Scissors, blade, black pepper, string/cord to cut, wood to break

Constructive	Transgressive
Build	Break
Ground	Release
Stabilize	Dissolve
Prosperity	Remove obstacles
Honor form	Undo rigidity
Health/Cultivation	Dismantle rigid patterns

Importance of Distinction: These modes are entirely separate. You can't build and dismantle simultaneously. Attempting to do both under the guise of "balance" is a common error.

Ethical Neutrality of Tools:

- Tools are neither inherently good nor bad
- They're amplifiers of intent
- Intent determines the outcome
- Requires: Self-honesty, discernment, integrity

Integration Over Time (Breath Rhythm):

Rhythm	Mode	Function
Inhalation	Constructive	Consolidation, building, aligning
Exhalation	Transgressive	Release, unbinding, dismantling

Material and Spiritual Application:

	Material Application	Spiritual Application
Constructive	Attracting prosperity, physical health, harmonious relationships	Cultivating devotion, deepening awareness, stabilizing insight

	Material Application	**Spiritual Application**
Transgressive	Cutting away negative patterns, removing obstacles	Breaking rigid beliefs, releasing fixed identities, dissolving egoic structures

Key Insight: The tools are mechanically neutral: they work the same whatever the intent. They don't prescribe what to want, and the ethical responsibility lies with you.



Ritual 9 - Ritual of Return

Purpose: Close the ritual safely; guide nervous system through gradual downshift; prevent calcification of ritual intensity into psychological rigidity.

The Hidden Cost of Intense Focus: Intense focus creates a temporary structure of localized intensity. Without deliberate release, this structure hardens, leading to mental fatigue, emotional stiffness, or disconnection from surroundings.

Danger of the Open Circuit:

- Energy remains concentrated rather than dispersed
- Attention stays fixated rather than relaxed
- Ritual state bleeds into ordinary life
- You feel "unfinished" or "on edge"
- Residual energy manifests as anxiety, irritability, or incompleteness

What the Return Phase Prevents:

Issue	How It Manifests	How Return Prevents It
Clinging	Holding onto ritual experiences as achievements	Reinforces that all formations are transient
Fatigue	Mental and physical exhaustion	Guides gradual downshift of nervous system
Rigidity	Psychological hardening around practice	Prevents identification with temporary states
Disconnection	Feeling separate from ordinary life	Bridges sacred space and mundane flow

The Overlooked Descent:

Neglect	Result
Ascent without descent	Fragmented, incomplete practice
High states without integration	Disconnection from ordinary life

Neglect	Result
Intensity without release	Mental and physical fatigue

Gestures of Closure:

Gesture	Meaning
Palms together at chest center	Closing the circuit, returning to center
Bowing the head	Acknowledgment, completion
Extinguishing a candle	Formal end of ritual
Snapping or clapping	Breaking the state, marking transition
Closing a vessel	Containing energy, sealing the work
Touching the ground or seat	Re-grounding in ordinary reality

Downshifting Protocol:

1. **Acknowledgment:** Mark definitive end of engagement; offer gratitude to space, currents, tools, bodily vessel
2. **Breath Transition:** Shift from rhythmic breaths to slower, deeper exhalations
3. **Visualization of Dispersal:** With each exhale, visualize concentrated energy dispersing from focal point back into surrounding environment
4. **Physical Gesture:** Use gesture to seal the return
5. **Rest:** Sit in silence; notice return to ambient awareness

Dissolution Isn't Destruction:

Misconception	Reality
Energy is lost	Energy is redistributed
Focus is weakened	Focus is released, allowing ambient awareness
The state ends	The state returns to the ground from which it arose

Integration and Trust: When the nervous system knows, every period of intense focus will be followed by a guaranteed period of release; it becomes more willing to engage fully during practice. There is less fear of getting "stuck."

The Rhythm of Practice:

Phase	**Function**
Inhalation	Gathering, structuring
Exhalation	Releasing, dissolving
Structure	Cultivation, focus
Spaciousness	Integration, rest

Key Insight: The act of returning to ordinary awareness isn't a fall from grace, but a recognition that the divine is present in the mundane just as it is in the meditative state.

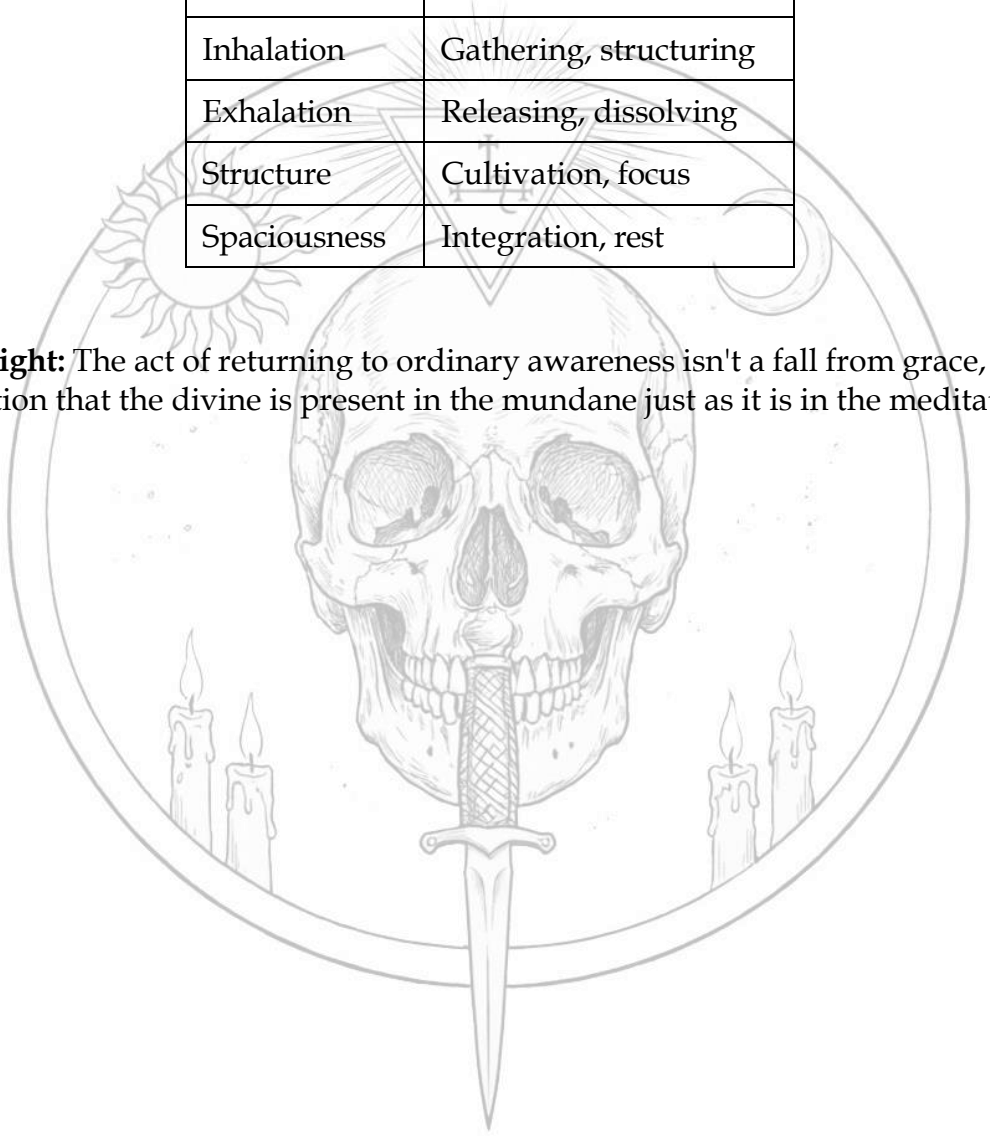

Ritual 10 - Final Recognition

Purpose: The culmination; recognition of what was always present; cessation of unnecessary striving.

Central Teaching: Nothing new is attained, nothing is added. What was sought has always been present.

The Paradox of Seeking: The more one strives to find a stable sense of self through effort, the more elusive that self becomes. The very act of seeking reinforces the illusion of separation.

Seeking	**Recognition**
Something is missing	What is sought is already present
Must be brought in from outside	Merely overlooked due to distraction
Linear effort	Cessation of misidentification
Acquisition	Recognition of what already is

The Maintenance of Identity: Maintaining a separate identity is an active process, not a passive fact. It involves continuously filtering experience through the lens of personal history, preference, and fear, creating a veil of ignorance.

The Veil of Ignorance:

Misconception	**Reality**
A lack of information	A functional misidentification
Intellectual incapacity	Misidentification with a provisional formation
Something to be removed	Something to be recognized as already transparent

The Shift from Seeking to Recognition:

- The mind stops trying to grasp the present moment
- It allows itself to be held by it
- The distinction between observer and observed begins to dissolve
- Energy previously consumed by defensive posturing becomes available for direct perception

The Impossibility of Manufactured Unity: Any attempt to become whole presupposes brokenness. The breakthrough occurs when you realize that there's no one who needs to become anything.

Engaging the World Without Confinement:

Before	**After**
Acting from fear, agenda, self-protection	Acting from the situation itself
Proving oneself, protecting one's image	Responding authentically
Barriers of judgment and projection	Deep connection with others
Viewing others as separate	Seeing the same ground in others

Playing the Role: The actor knows they're not the character but performs with total commitment. Similarly, the liberated individual engages fully with life's dramas

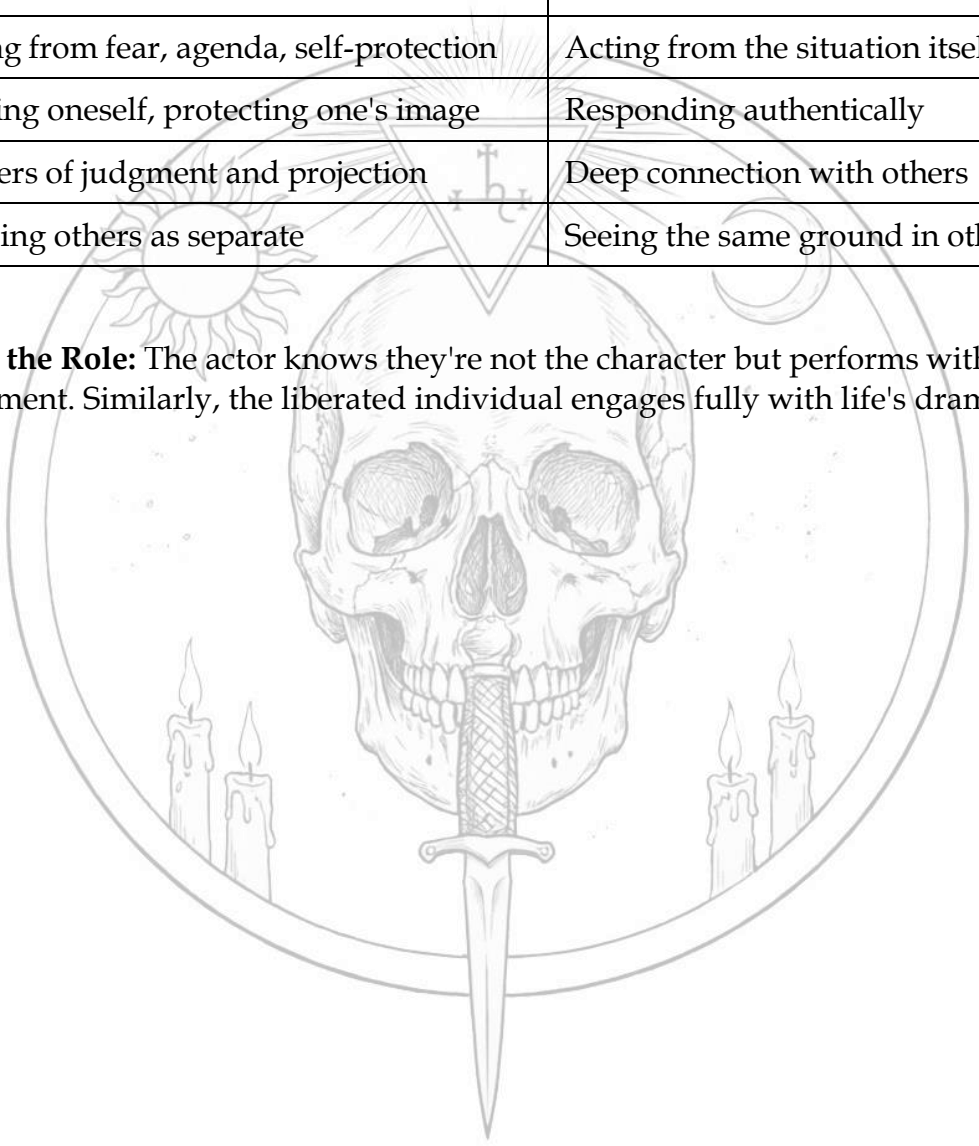

while resting in the knowledge that their essential nature remains untouched by success or failure, praise or blame.

Sovereignty:

Misconception	**Reality**
Controlling external circumstances	Recognizing inherent nature
Acquiring supernatural powers	Cessation of misidentification
Becoming someone new	Waking up to who you've always been

What Sovereignty Is: The spontaneous recognition of one's inherent divine nature. The individual, deity, and ultimate reality are seen as identical.

Final Teaching:

Everything is provisional:

- Teachings
- Symbols
- Rituals
- Deities
- Realization itself

Final Instruction:

- Engage fully
- Disrupt consciously
- Dissolve completely
- Return without fixation

The Path:

- **Engage fully:** Work with the framework, the symbols, and the practices
- **Disrupt consciously:** Use transgression when needed
- **Dissolve completely:** Release all structures, including the framework itself

- **Return without fixation:** Rest in what remains

Key Insight: Awareness remains after seeking ends. To cling to truth is to solidify illusion.



Review Questions

Foundational Concepts

1. **What does the Great Abyss symbolize?**
Answer: Undivided reality/nondual awareness, the ground from which all phenomena arise. It isn't a void or emptiness but the boundless, undifferentiated field of active potential.

2. **Why does the framework use Lilith as a personification rather than treating her as an independent being?**
Answer: Because the human mind naturally relates through relationship; personification serves as a symbolic interface, not literal dependence. She is the mask that awareness wears so the mind can engage with what is ultimately beyond relationship.

3. **What is the goal of practice?**
Answer: Recognition of already-present awareness, not acquisition, escape, or perfection. The goal is to recognize what was never absent.

4. **What is meant by "everything is provisional"?**
Answer: Every teaching, symbol, ritual, deity, and realization is temporary; nothing should become an attachment. The framework itself is provisional and must be released.

5. **What are the three phases and their corresponding rituals?**
Answer: Phase I: Establish Field - Rituals 1-5; Phase II: Engagement - Rituals 6-8; Phase III: Resolution - Rituals 9-10.

Ritual-Specific Questions

6. **What does Ritual 1 dissolve?**
Answer: Identification with the separate self/ego. The body dissolves into elements (Earth, Water, Fire, Air), and the ego is viewed as a temporary pattern.

7. **What is installed during Sacred Bodily Placement?**
Answer: Symbolic qualities anchored into the body—Lilith's attributes including fierce honesty, boundless stillness, autonomy, transformative fire, and nocturnal wisdom.

8. **What is the difference between invocation and enlivening an object?**
Answer: Invocation = aligning with an existing current through breath, gesture, intent (temporary channeling). Enlivening = anchoring awareness within an object

through cleansing, anointing, visualization, and declaration (creating a lasting ritual tool).

9. **Why are formulas repeated?**
Answer: To generate resonance, calm the nervous system, weaken mental chatter, and stabilize attention through displacement rather than suppression.

10. **Why are sacred symbols contemplated?**
Answer: Geometry bypasses linear thinking; observer and symbol become non-separate. The geometric form provides a lattice that holds focus while deeper layers of consciousness settle.

11. **What is transformed during the fire offering?**
Answer: Written fixations and intentions are released through combustion; the fire burns away egoic constraint and purifies intention.

12. **When should constructive rituals be used?**
Answer: When needing stability, prosperity, grounding, growth, when the issue is a lack of structure.

13. **When should transgressive rituals be used?**
Answer: When needing release, dismantling, breaking rigid patterns, transformation—when the issue is an excess of rigidity.

14. **Why is Ritual 9 necessary?**
Answer: To close practice safely and avoid leaving the nervous system activated ("open circuits"). It prevents calcification of ritual intensity into psychological rigidity.

15. **What is recognized in Ritual 10?**
Answer: Nothing new is attained, what was sought was always present. Recognition isn't acquisition but cessation of misidentification.

Advanced Concepts

16. **How does transgression differ from rebellion?**
Answer: Transgression is intentional disruption that increases freedom and awareness; rebellion is chaos or acting out. Transgression is precise, conscious engagement with fixation.

17. **What is the function of dissolution throughout the framework?**
Answer: To recognize every form is temporary; nothing is held as absolute. Dissolution is the relaxation of maintained constraints, not destruction.

18. **Why are symbols considered operational rather than ultimately real?**
Answer: They're functional access points and tools, not final reality. They serve as interfaces for attention, not objects of worship or belief.

19. **Explain the complete arc from Ritual 1 through Ritual 10.**
Answer: Begin by loosening self-identification (Dissolution), embody symbolic qualities (Sacred Bodily Placement), align with awareness (Conscious Invocation), enliven objects as interfaces (Enlivening Sacred Objects), generate resonance (Formula Recitation), stabilize concentration (Contemplation of Sacred Symbols), commit through offering (Fire Offering), engage constructive or transgressive work (Operative Ritual), consciously close (Ritual of Return), and recognize already-present awareness (Final Recognition).

20. **What paradox does Ritual 10 resolve?**
Answer: Seeking reinforces separation; recognition ends unnecessary striving. What was sought was always present. The paradox is that the search itself creates the illusion of lack.

21. **What is the relationship between material and spiritual goals in this framework?**
Answer: They're not opposing forces but distinct functional applications of the same underlying awareness. Material goals (health, prosperity, relationships) are as valid as spiritual goals (energetic refinement, liberation, recognition).

22. **What is meant by "the nervous system as ritual interface"?**
Answer: Ritual is biological and psychological tuning. It works directly on the nervous system through breath regulation, focused attention, physical gesture, and repetitive sound to shift states of awareness.

23. **What does it mean that identity is a "provisional formation"?**
Answer: Identity isn't a fixed, permanent entity but a temporary pattern of attention sustained by continuous cognitive effort. When that effort is released, what remains is the boundless field.

24. **What is the role of fear in the practice?**
Answer: Fear of annihilation is a normal response to dissolution of identity. It arises from misidentification with the provisional self. When recognized and observed, fear loses its grip.

25. **What is the final teaching of the framework?**
Answer: Everything is provisional, teachings, symbols, rituals, deities, and realization itself. The path is: engage fully, disrupt consciously, dissolve completely, return without fixation. Clinging to the raft after crossing the river mistakes the means for the destination.

Quick Review Summary

Concept	Key Point
Reality	One undivided field called The Great Abyss
Lilith	Symbolic dynamic expression of that field, not an independent deity
Ritual	Technology of attention, not worship or superstition
The Ten Rituals	Move through Establish, Engage, Resolve
Constructive Rituals	Strengthen, build, stabilize
Transgressive Rituals	Dissolve, break, release
Provisional Nature	Every symbol, teaching, ritual, and realization is temporary
Final Insight	Nothing new is attained, awareness has always been present
Sovereignty	Spontaneous recognition of inherent divine nature
Integration	Practice carries into daily life; sacred found in the mundane

Ritual Arc

Ground - Embodiment - Invocation - Enlivening - Resonance - Focus - Offering - Selection - Return - Recognition

Phase	Rituals	Function
Establishing the Field	1-5	Relax identification, embody awareness, align with current
Engagement	6-8	Stabilize perception, engage dynamically, operational mode
Resolution	9-10	Release structures, recognize what remains

Key Terms Glossary

Term	Definition
Great Abyss	The undivided ground of all reality—boundless, active potential
Lilith	Personification of the Great Abyss in motion; a mask awareness wears
Nondual	Not two; reality is one undivided field
Provisional Formation	Temporary pattern that appears as separate but isn't ultimately real
Resonant Attunement	Adjusting perception to align with what's already present
Enlivenment	Anchoring awareness within an object through sustained attention
Displacement	Occupying neural pathways to replace scattered mental noise
Transgression	Intentional disruption that increases freedom and awareness
Sovereignty	Spontaneous recognition of inherent divine nature
Recognition	Seeing what was always present, not acquiring something new
Middle recognition	Symbols, deities and identities are neither ultimately real as separate things nor mere fabrications; real in function, provisional in essence.
Knowledge without object	Recognition that doesn't apprehend a truth outside awareness; awareness knowing its own nature.

Secret without secrecy	What is sought is never hidden; it is overlooked only while attention assumes something is missing.
Currents of latent tendency	Patterns that gather and consolidate through attention, memory and repetition; the basis of forms, identities and symbols.
Radiant obscurity	The Great Abyss as dark yet self-luminous; unseen for lack of contrast, not because it is hidden.

Recommended Practice Timeline

Week	Focus	Rituals
1	Foundation	Module 1 (Introduction)
2-3	Phase I Setup	Rituals 1-2 (Dissolution, Placement)
4-5	Phase I Development	Rituals 3-4 (Invocation, Enlivening)
6-7	Phase I Consolidation	Ritual 5 (Formula)
8	Phase II Engagement	Ritual 6 (Symbols)
9-12	Phase II Action	Rituals 7-8 (Fire, Operative; weekly fire offering and weekly diagnostic)
13	Phase III Resolution	Rituals 9-10 (Return, Recognition)
Ongoing	Integration	All practices, adapted to daily life

